










EXCLUSIVE LISTING

PINNACLE REALTY
OF NEW YORK, LLC

815 E 135th Street
Bronx, NY 10454

For Sale

40,000 Sq. Ft. 2-Story Warehouse with Rail Siding For Sale in Port Morris

Sq. Ft.	Type	Loading	Ceiling	Zoning	Parcel ID
 40,000	 Warehouse	 8 Int. Docks	 18'	 M1-2	 Block 2587  Lots 21



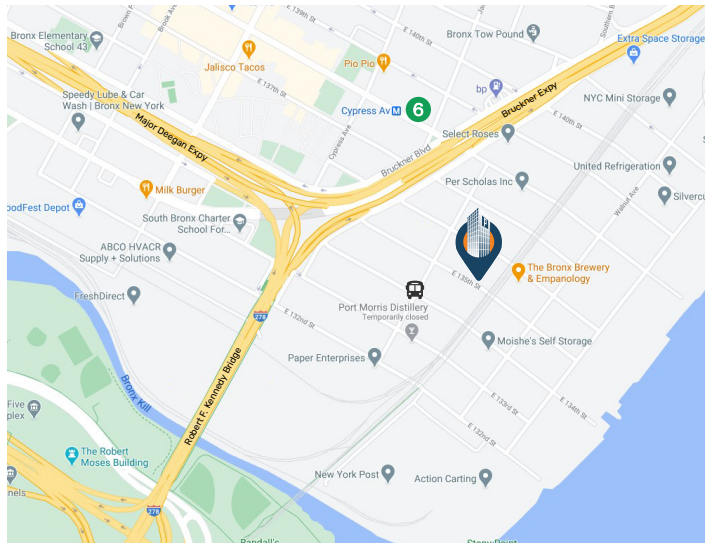
34-07 Steinway Street, Suite 202 | Long Island City, NY 11101

718-784-8282

pinnacle-ny.com

Features

- ✓ 40,000 Sq. Ft. Warehouse
- ✓ Fireproof Construction
- ✓ Street-to-Street Access
- ✓ 18' Ceiling Height on Ground Floor
- ✓ 12' Ceiling Height on 2nd Floor
- ✓ 8 Interior Loading Docks
- ✓ 1 Drive-In Door
- ✓ Heavy Power
- ✓ Gas Heat
- ✓ Rail Siding
- ✓ 9' x 9'-6" Freight Elevator, 8,000 Lbs. Capacity



6

Cypress Ave



Bx33: E 134th St / Willow Ave



RFK / Triboro Bridge

Bruckner Expressway

Major Deegan Expressway

Grand Central Parkway

**For More Information About This Property
Contact Exclusive Agents:**

Aaron Ben-Shoshan
Associate Broker
aben@pinnacleereny.com
718-371-6373

Hillel Galosher
Associate Broker
hgalosher@pinnacleereny.com
718-371-6372



34-07 Steinway Street, Suite 202 | Long Island City, NY 11101

718-784-8282

pinnacleereny.com