



**EXCLUSIVE LISTING**










**PINNACLE REALTY**  
OF NEW YORK, LLC

**655 E. 132nd Street  
Bronx, NY 10454**

**For Lease**

**30,000 Sq. Ft. Ground Floor Warehouse  
For Lease**

Sq. Ft.	Type	Loading	Ceiling	Zoning	Parcel ID
 30,000	 Warehouse	 1 Drive-In Door  1 Loading Dock	 14'.5"	 M1-2	 Block 2456 <hr/>  Lots 52



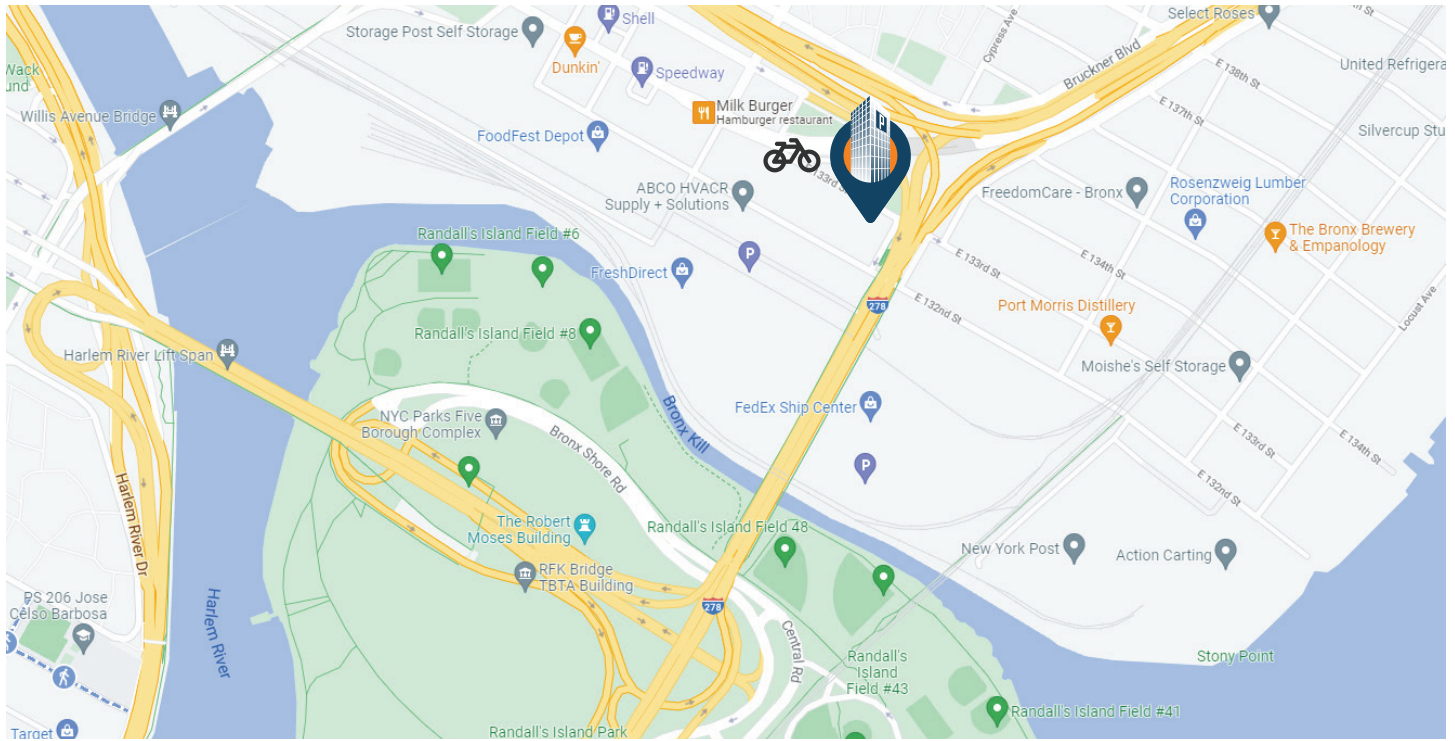
34-07 Steinway Street, Suite 202 | Long Island City, NY 11101

718-784-8282

pinnaclereny.com

## FEATURES

- ✓ Lot Size: 210' x 150'
- ✓ Building Size: 200' x 150'
- ✓ Direct Drive-In to all levels
- ✓ Concrete Construction
- ✓ 25' Column Spans
- ✓ 13' - 15' Ceiling Height
- ✓ Heavy Floor Loads
- ✓ Immediate Possession
- 30,000 Sq. Ft.
- ✓ Qualified Opportunity Zone
- ✓ Potential Income \$1,200,000



**Property Map**  
655 E. 132nd Street  
Bronx, NY 10454



Citi Bike: E. 133rd St & Cypress Pl



46th Street Station



Q104: 49th St Station-Northern Blvd.



Bruckner Expressway  
Bruckner Boulevard  
Triboro-R.F.K. Bridge  
Sheridan Boulevard

## For More Information About This Property Contact Exclusive Agents:

**Fredric Stein**  
**Associate Broker**  
fstein@pinnacleereny.com  
718-371-6409

**Ariel Castellanos**  
**Associate Broker**  
acastellanos@pinnacleereny.com  
718-371-6412

**Federico Mazzeo**  
**Salesperson**  
fmazzeo@pinnacleereny.com  
718-371-6424



34-07 Steinway Street, Suite 202 | Long Island City, NY 11101

718-784-8282

pinnacleereny.com