



**PINNACLE
REALTY**
OF NEW YORK, LLC

EXCLUSIVE LISTING

FOR LEASE



2846 WEBSTER AVENUE

BRONX, NY 10458

2-Story Building on Webster Ave.

Suitable For Retail, Showroom,
Warehouse, Community Facility

TYPE

Warehouse / Retail / Industrial



SQUARE FT.

25,000 RSF



ZONING

C4-5D



CLEAR HEIGHT

11.5' - 14'



PARCEL ID

3273
BLOCK



LOADING

1 Drive-in **1** Drive up
Ramp



114
LOT

PRICE

Upon Request

718-784-8282 / PINNACLERENY.COM

All information is from sources deemed reliable and is submitted subject to errors, omission, changes of price or other conditions, prior sale, rent and withdrawal without notice.

Property Overview

FEATURES

- 2-Story Building
- 25,000 Sq. Ft.
- 12,500 Sq. Ft. Per Floor
- 2 Egress of Exit
- Drive-in Door
- High Ceilings

GROUND FLOOR

- 1 Drive-in
- 12-14 ft. Ceiling

2ND FLOOR


- Drive Up Ramp (10.5 ft. x 12 ft.)
- 11-12 ft. Ceiling

IDEAL FOR

- Charter Schools
- Medical
- Banks
- Trade schools
- Distribution




EXTERIOR



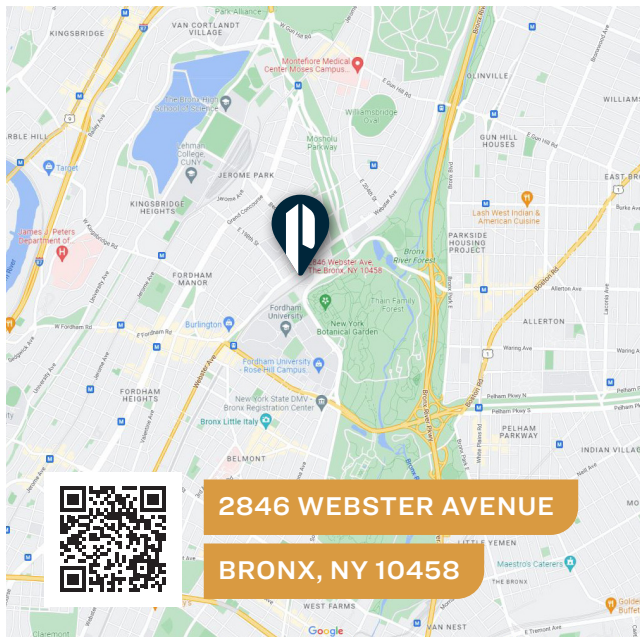
GROUND FLOOR



2ND FLOOR



DRIVE UP RAMP



2846 WEBSTER AVENUE

BRONX, NY 10458



TRANSPORTATION

B D BEDFORD PARK BLVD

2 5 ALLERTON AVE



BRONX RIVER PKWY

BRONX AND PELHAM PKY

CROSS BRONX EXPY



BX25 / BX26:
BEDFORD PARK BLVD/WEBSTER AVE



**PINNACLE
REALTY**
OF NEW YORK, LLC

34-07 Steinway Street, Suite 202

Long Island City, NY 11101

718-784-8282

pinnaclereny.com

FOR MORE INFORMATION ABOUT THIS
PROPERTY CONTACT EXCLUSIVE AGENTS:



ARIEL CASTELLANOS

Associate Broker

acastellanos@pinnaclereny.com

718-371-6412



FEDERICO MAZZEO

Salesperson

fmazzeo@pinnaclereny.com

718-371-6424