



EXCLUSIVE LISTING








PINNACLE REALTY
OF NEW YORK, LLC

2846 Webster Avenue
Bronx, NY 10458

For Lease

2 Story Building on Webster Avenue

Suitable For Retail / Showroom / Warehouse / Community Facility



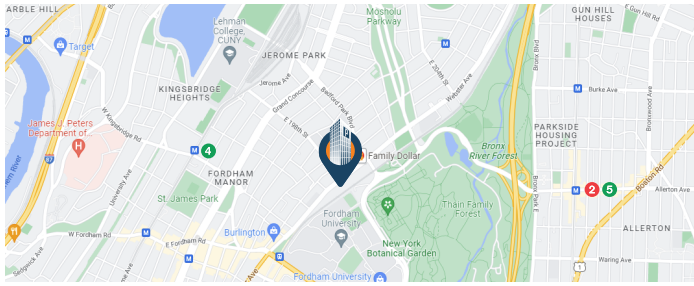
Sq. Ft.	Type	Zoning	Loading	Ceilings	Parcel ID
 25,000	 Warehouse / Retail Industrial	 C4-5D	 1 Drive in + Drive up Ramp	 11.5 - 14'	 Block 3273  Lots 114



34-07 Steinway Street, Suite 202 | Long Island City, NY 11101

718-784-8282

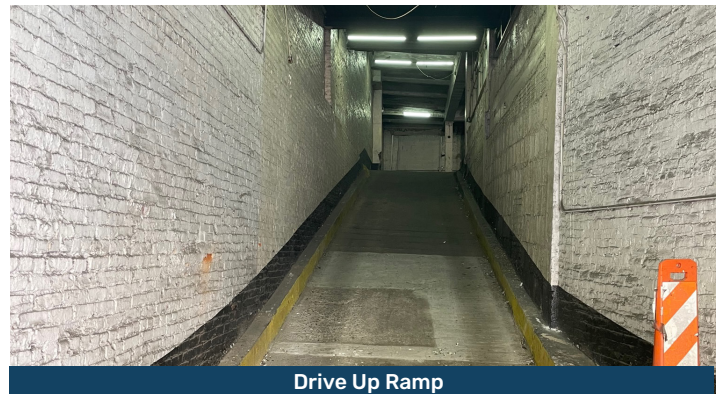
pinnacle-ny.com



2nd Floor



Ground Floor



Drive Up Ramp

FEATURES

- ✓ **Building Size:** 25,000 Sq. Ft.
- ✓ 2 Story Building
- ✓ 12,500 Sq. Ft. per floor
- ✓ **Ground Floor:**
 - 1 Drive-in
 - 12-14 ft. ceiling
- ✓ **2nd Floor**
 - Drive up ramp (10.5 ft. x 12 ft.)
 - 11-12 ft. ceiling
- ✓ 2 egress of exit
- ✓ **Ideal for:**
 - Charter Schools
 - Medical
 - Banks
 - Trade schools
 - Distribution

TRANSPORTATION



Bedford Park Blvd



Allerton Av



Bronx River Pkwy

Bronx and Pelham Pky

Cross Bronx Expwy



Bx25 / Bx26: Bedford Park Blvd / Webster Ave



See More Online
2846 Webster Ave,
The Bronx, NY 10458

For More Information About This Property Contact Exclusive Agents

Ariel Castellanos
Associate Broker

acastellanos@pinnacleereny.com

718-371-6412

Federico Mazzeo
Salesperson

fmazzeo@pinnacleereny.com

718-371-6424



34-07 Steinway Street, Suite 202 | Long Island City, NY 11101

718-784-8282

pinnacleereny.com