




**PINNACLE  
REALTY**  
OF NEW YORK, LLC

EXCLUSIVE LISTING

**FOR LEASE**









1937-1939 PITKIN AVENUE

BROOKLYN, NY 11207

# 5,000 Sq. Ft. One Story Warehouse For Lease

Located in East New York

## TYPE Warehouse

 <b>SQUARE FT.</b> <b>5,000</b> RSF	 <b>ZONING</b> <b>M1-4</b>
 <b>CLEAR HEIGHT</b> <b>13'</b>	 <b>PARCEL ID</b> <b>3715</b> BLOCK
 <b>LOADING</b> <b>1</b> Drive-In	 <b>35</b> LOT

PRICE

**Upon Request**

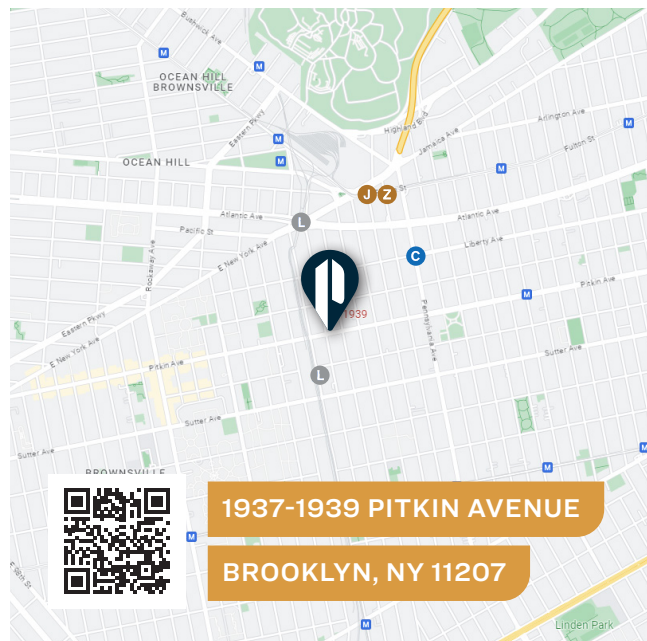
718-784-8282 / PINNACLERENY.COM

All information is from sources deemed reliable and is submitted subject to errors, omission, changes of price or other conditions, prior sale, rent and withdrawal without notice.

# Property Overview

## FEATURES

- 5,000 Sq. Ft. Warehouse
- Dimensions: 50' x 100'
- 13' Ceiling Height
- Column Free
- Small Office
- 400 AMPs Power
- Gas Line
- Gas Service
- Commercial FAR: 2
- Facility FAR: 6.5



## TRANSPORTATION



SUTTER AVE



LIBERTY AVE



JACKIE ROBINSON PARKWAY

EASTERN PKWY

ATLANTIC AVE

BELT PARKWAY



LIRR: EAST NEW YORK



B14: SUTTER AVE / HINSDALE ST



**PINNACLE  
REALTY**  
OF NEW YORK, LLC

34-07 Steinway Street, Suite 202

Long Island City, NY 11101

718-784-8282

[pinnaclereny.com](http://pinnaclereny.com)

FOR MORE INFORMATION ABOUT THIS  
PROPERTY CONTACT EXCLUSIVE AGENTS:



**NECHAMA LIBEROW**

Associate Broker

[nliberow@pinnaclereny.com](mailto:nliberow@pinnaclereny.com)

718-371-6420



**NOAH TANENBAUM**

Associate Broker

[ntanenbaum@pinnaclereny.com](mailto:ntanenbaum@pinnaclereny.com)

718-371-6372

All information is from sources deemed reliable and is submitted subject to errors, omission, changes of price or other conditions, prior sale, rent and withdrawal without notice.